



ROGER | STOOL

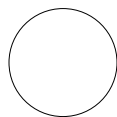
*PRODUCT SHOWN MAY NOT DEPICT STANDARD OFFERING

SEAT DETAILS:

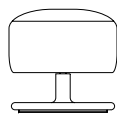
UPHOLSTERED ONLY
TIGHT SEAT CONFIGURATION
FOAM AND FIBER CONSTRUCTION

BASE DETAILS:

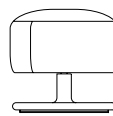
EXPOSED WOOD SWIVEL BASE
AVAILABLE IN ASH OR WALNUT
SPECIFY TABLE FINISH



TOP VIEW



22.5" W x 22.5" D x 21.5" H



SIDE VIEW

SPECIAL DETAILS:

NO CUSTOMIZATION
TABLE FINISH REQUIRED

**SOME MODELS MAY REQUIRE PIECE OUTS
DEPENDING ON PATTERN REPEAT/NAP OF FABRIC.
PLEASE CONFIRM PIECE OUT DETAILS WITH YOUR
CUSTOMER SERVICE REPRESENTATIVE.

STANDARD DOUBLE NEEDLE STITCH DETAIL ON
BODY, SEAT CUSHION, BACK AND TOSS PILLOWS
UNLESS OTHERWISE SPECIFIED.

MEASUREMENTS ARE APPROXIMATE

ROGER SWIVEL STOOL SPECIFICATIONS

OVERALL DIMENSIONS

OVERALL WIDTH: 22.5"/55cm
OVERALL DEPTH: 22.5"/55cm
OVERALL HEIGHT: 21.5"/55cm
BASE HEIGHT: 9"/23cm

YARDAGE ESTIMATE:

VERSION	FABRIC	LEATHER
OCCASIONAL STOOL	2.5 YDS	55 SQFT

*ESTIMATES BASED ON PLAIN FABRIC WITH NO
NAP AND SOLID COLOR LEATHER HIDES

VERSION
(CODE)

STANDARD

METRIC

OCCASIONAL STOOL
(ROG 0531)

22.5" W x 22.5" D x 21.5" H

57cm W x 57cm D x 55cm H