



BLAKE

*PRODUCT SHOWN MAY NOT DEPICT STANDARD OFFERING

BODY DETAILS:

UPHOLSTERED ONLY

SEAT DETAILS:


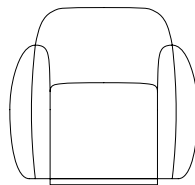
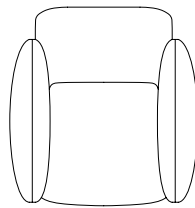
TIGHT SEAT CONFIGURATION
SPRING AND FIBER CONSTRUCTION

BACK DETAILS:

TIGHT BACK CONFIGURATION
w/SINUOUS SPRINGS
FOAM AND FIBER CONSTRUCTION

BASE DETAILS:

22" SWIVEL STYLE BASE



SWIVEL CHAIR
36" W x 37" D x 33" H

SPECIAL DETAILS

NOT AVAILABLE IN LEATHER

**SOME MODELS MAY REQUIRE PIECE OUTS
DEPENDING ON PATTERN REPEAT/NAP OF FABRIC.
PLEASE CONFIRM PIECE OUT DETAILS WITH YOUR
CUSTOMER SERVICE REPRESENTATIVE.

STANDARD DOUBLE NEEDLE STITCH DETAIL ON
BODY, SEAT CUSHION, BACK AND TOSS PILLOWS
UNLESS OTHERWISE SPECIFIED.

MEASUREMENTS ARE APPROXIMATE

BLAKE SPECIFICATIONS

OVERALL DIMENSIONS

OVERALL WIDTH: 36"/91cm
OVERALL HEIGHT: 33"/84cm
OVERALL DEPTH: 37"/94cm
SEAT DEPTH: 23"/58cm
SEAT HEIGHT: 18.5"/46cm
ARM HEIGHT: 25"/64cm
ARM WIDTH: 7"/18cm

VERSION
(CODE)

STANDARD

METRIC

SWIVEL CHAIR
(1012)

36" W x 37" D x 33" H

91cm W x 94cm D x 84cm H